

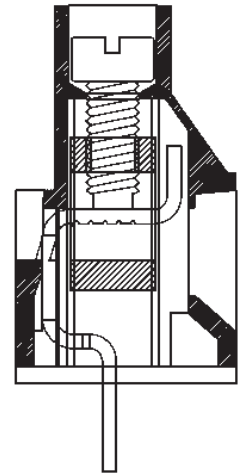
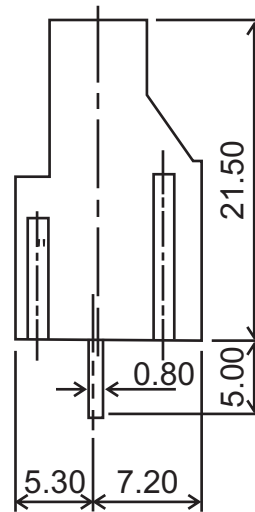
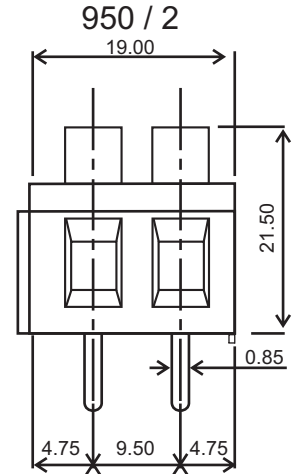
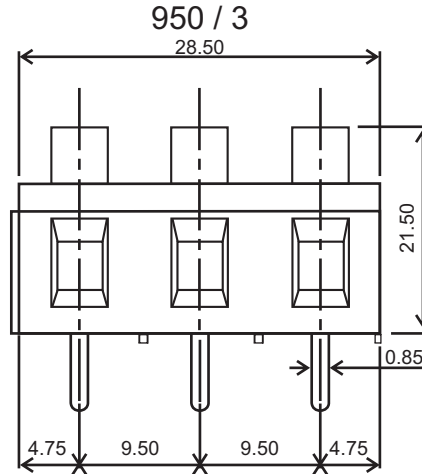



Manufacturer of PCB Terminal Blocks, Fuse Holders, Barrier Terminals, & Switches

Screw Type (Cage-Clamp Design) Connectors

Series 950

[Model : 950/2, 950/3]



TECHNICAL SPECIFICATIONS :

Pitch	: 9.50 mm
Nominal Rating	: 30A/600V
Dielectric Strength	: > 2kV
Moulded Material	: PA66 - UL94 V0 or V2
Insulation Resistance	: > 1000 M Ω @ 500 Vdc
Terminal	: Tin Plated Copper Alloy
Wire Cage	: Nickel Plated Brass
Screw	: M3 x 0.50 mm : Brass Nickel Plated Suffix "P" : MS Trivalent Zinc Plated Suffix "C"
Wire Size	: 3.00 mm ²
Maximum Torque	: 0.60 - 0.65 Nm

ORDERING CODE

Series	Poles	Grade
--------	-------	-------

→ 950/2 P ←

Number of Poles: 2 or 3
Grade : P or C

P = Professional Grade
C = Economy Grade

Approval Data

UL : Under Testing
cUL : Under Testing
CE : 600V / 30A / 26-10 AWG

► The recommended PCB hole diameter is 1.30 mm unless otherwise specified for that product.



Off/Works: 830/2, GIDC Estate, Makarpura, Vadodara - 390010

Landline: 9227979806, Telephone: 9227979801

Email: sales@vitalelectrocomp.com • Web: www.vitalelectrocomp.com

Customized Color Options Available
*Subject to Minimum Order Quantity

Google Us : Vital Connectors